

GEORGE H. SELTZER & CO.

ZIP

MACHINE TOOL ACCESSORIES


"T" SLOT BOLTS, HEX NUTS, WASHERS, "T" SLOT NUTS, STUDS, WEDGES, STEP BLOCKS, COUPLING NUTS, CLAMPS, FLANGED HEX NUTS, EYE BOLTS
Essential Components for Speeding Up Production. Save Time and Delay.

CARRIED IN STOCK • IMMEDIATE DELIVERY • ANY QUANTITIES

ALL PRICES SUBJECT TO CHANGE WITHOUT NOTICE

ZIP MACHINE TABLE "T" SLOT BOLTS

HOT FORGED FROM
C-1045 STEEL
CLASS 3 N.C.
FULL SMOOTH CUT THREADS



ESPECIALLY MADE
FOR MACHINE TOOL
TABLES. CANNOT
TWIST OR JAM IN
SLOTS.

*Cat. No. Example
3/8 x 2 = 10014

PRICE PER BOLT

*CATALOG NO.	*100	*200	*300	*400	*500	*600	*700	*800	
SLOT SIZE	3/8"	1/2"	5/8"	3/4"	7/8"	7/8"	1"	1"	
SHANK DIAMETER	3/8"-16	1/2"-13	5/8"-11	3/4"-10	3/4"-10	7/8"-9	7/8"-9	1"-8	
*CAT. NO.	LENGTH UNDER HEAD	HEAD 11/16 WIDE x 3/16	HEAD 7/8 WIDE x 9/32	HEAD 1-3/32 WIDE x 11/32	HEAD 1-1/4 WIDE x 7/16	HEAD 1-1/2 WIDE x 9/16	HEAD 1-1/2 WIDE x 9/16	HEAD 1-3/4 WIDE x 5/8	HEAD 1-3/4 WIDE x 5/8
*10	1"	2.84							
*11	1-1/4"	2.87	3.40						
*12	1-1/2"	2.91	3.45	3.95					
*13	1-3/4"	2.94	3.49						
*14	2"	2.99	3.54	4.07	5.54				
*15	2-1/4"	3.03	3.60	4.13					
*16	2-1/2"	3.06	3.65	4.19	5.72	10.32			
*17	2-3/4"	3.10	3.70	4.26					
*18	3"	3.13	3.74	4.32	5.91	10.58	10.64	13.69	
*19	3-1/2"	3.21	3.84	4.44	6.10	10.83			
*20	4"	3.29	3.95	4.57	6.28	11.08	11.20	14.56	
*21	4-1/2"	3.36	4.04	4.69	6.47	11.32			
*22	5"	3.43	4.14	4.81	6.65	11.57	11.76	15.43	
*23	5-1/2"	3.51	4.25	5.00	6.84	11.82			
*24	6"	3.59	4.34	5.19	7.09	12.07	12.32	16.29	
*25	7"	3.73	4.65	5.50	7.47	12.56	12.87	17.17	
*26	8"	3.88	4.97	5.81	7.90	13.06	13.44	18.04	
*27	9"	4.03	5.32	6.13	8.52	13.57	14.00	19.03	
*28	10"	4.18	5.59	6.44	9.14	14.93	15.24	19.91	
*29	12"	4.47	6.21	7.43	10.65	16.43	17.42	21.77	
*30	14"		6.83	8.42	12.25	17.92	19.60	23.64	
*31	16"			9.42	13.94	19.41	21.77	26.09	
*32	18"			10.41	15.61	20.90	23.95	29.29	
*33	20"			11.41	17.30	22.40	26.13	31.29	
*34	24"			13.40	19.79	25.39	30.48	35.25	
*35	30"			16.39		29.49	31.11	35.94	

Note: When ordering 7/8" and 1" bolts be sure to specify catalog number. Bolts can be heat treated to grade 5 at additional charge.

METRIC SIZES AVAILABLE ON REQUEST. See our website for sizes.

GEORGE H. SELTZER & CO.

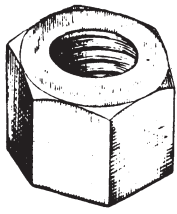
P.O. BOX 26 • 103-5 RIDLEY AVENUE • FOLSOM, PA 19033-0026

800-445-4101 • 610-532-2322 • FAX: 610-532-3024

Effective March 1, 2018

zip@zipbolts.com • www.zipbolts.com

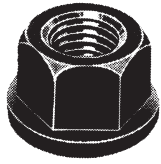
(OVER)



EXTRA THICK. ALL MACHINED FROM COLD FINISHED 12L14 BAR STOCK. CASE HARDENED. FULL SMOOTH THREADS. WASHER BEARING SURFACE.

ZIP HEX NUTS

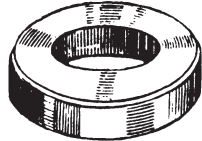
CAT. NO.	BOLT DIAMETER	FLATS	THICKNESS	PRICE EACH
10110	3/8" - 16	11/16	7/16	.90
10115	1/2" - 13	7/8	5/8	1.35
10120	5/8" - 11	1-1/16	3/4	1.90
10125	3/4" - 10	1-1/4	7/8	2.50
10130	7/8" - 9	1-7/16	1-1/8	3.95
10135	1" - 8	1-5/8	1-1/4	5.00



EXTRA THICK. MACHINED FROM 12L14 BAR STOCK. CASE HARDENED.

ZIP FLANGED HEX NUTS

CAT. NO.	BOLT DIAMETER	ACROSS FLATS	O.A. THICKNESS	WASHER PORTION	PRICE EACH
10210	3/8" - 16	11/16	1/2	7/8 x 1/8	2.30
10215	1/2" - 13	7/8	11/16	1-1/8 x 3/16	2.70
10220	5/8" - 11	1-1/16	13/16	1-1/4 x 1/4	4.45
10225	3/4" - 10	1-1/4	1	1-1/2 x 1/4	5.85
10230	7/8" - 9	1-7/16	1-1/8	1-3/4 x 1/4	7.00
10235	1" - 8	1-5/8	1-5/16	2 x 5/16	9.30




EXTRA THICK. ALL MACHINED FROM COLD ROLLED 12L14 STEEL BAR. BEVELED EDGE. SMALL ADDITIONAL CHARGE FOR CASE HARDENING, IF DESIRED.

ZIP WASHERS

CAT. NO.	BOLT DIAMETER	OUTSIDE DIAMETER	THICKNESS	PRICE EACH
10305	3/16 (#10)	1/2	3/32	.25
10310	1/4	5/8	1/8	.30
10315	5/16	3/4	1/8	.31
10320	3/8	7/8	1/8	.55
10322	7/16	1	5/32	.60
10325	1/2	1	3/16	.62
10330	5/8	1-1/4	1/4	.85
10335	3/4	1-1/2	1/4	1.10
10340	7/8	1-3/4	1/4	1.80
10345	1	2	5/16	2.40
10350	1-1/8	2-1/4	5/16	2.65
10355	1-1/4	2-1/4	5/16	2.75

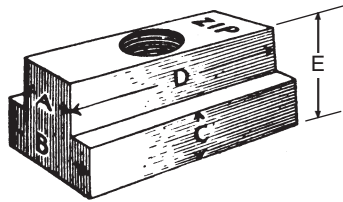
Inside diameter is 1/64 to 1/32 over size of bolt.



ALL MACHINED FROM 12L14 COLD FINISHED HEX BAR STOCK. USED AS A COUPLING NUT WITH STUDS TO LENGTHEN BOLTS. EXTRA CHARGE FOR CASE HARDENING.

ZIP COUPLING NUTS

CAT. NO.	U.S.S. THREAD SIZE	ACROSS FLATS	LENGTH	PRICE EACH
10610	3/8" - 16	5/8"	1-1/8"	1.75
10615	1/2" - 13	7/8"	1-3/4"	2.25
10620	5/8" - 11	1-1/16"	2-1/8"	3.25
10625	3/4" - 10	1-1/4"	2-1/4"	4.55
10630	7/8" - 9	1-7/16"	2-5/8"	10.25
10635	1" - 8	1-5/8"	3"	9.85
10645	1-1/4" - 7	2"	3-3/4"	20.35



ALL MACHINED FROM COLD FINISHED STEEL BAR STOCK. CASE HARDENED. BLACK OXIDE. OTHER SIZES ON REQUEST.

FOR USE WITH ZIP STUDS

ZIP "T" SLOT NUTS

SPECIFICATIONS

CAT. NO.	REF. NO.	STUD SIZE	NECK SIZE FOR SLOTS A	SIZE OF HEAD				PRICE EACH
				B	C	D	E	
11149	149	3/8"-16	1/2"	7/8 x 5/16 x 1 x 5/8				3.75
11153	153	1/2"-13	9/16	7/8 x 11/32 x 1-1/8 x 5/8				4.40
11159	159	1/2"-13	5/8"	1-1/8 x 13/32 x 1-1/4 x 3/4				4.50
11163	163	5/8"-11	11/16	1-1/8 x 7/16 x 1-1/4 x 3/4				5.40
11169	169	5/8"-11	3/4"	1-1/4 x 17/32 x 1-1/2 x 7/8				5.75
11173	173	3/4"-10	13/16	1-1/4 x 9/16 x 1-1/2 x 1				6.50
11179	179	3/4"-10	7/8"	1-1/2 x 9/16 x 1-3/4 x 1				6.70
11181	181	3/4"-10	1"	1-3/4 x 11/16 x 1-5/8 x 1-1/2				13.50
11189	189	7/8"-9	1"	1-3/4 x 5/8 x 2 x 1-1/4				13.25
11199	199	1"-8	1-1/4"	2 x 7/8 x 2-1/2 x 1-1/2				15.50
11209	209	1-1/4"-7	1-1/2"	2-1/2 x 1-1/8 x 3 x 1-3/4				41.25

"A" Neck-Milled 1/32" under size



ZIP DOUBLE END STEEL STUDS

FOR USE WITH ZIP "T" SLOT NUTS
MADE FROM HIGH QUALITY C-1038/45 STEEL. TENSILE STRENGTH 100,000 LBS.
STUDS CAN BE HEAT TREATED TO GRADE 5 AT ADDITIONAL CHARGE.

Cat. No. Example
3/8 x 2 = 20510

*CAT. NO.	*205	*305	*405	*505	*605	*705	*805	*905	
CAT. NO.	LENGTH	DIAMETER			DIAMETER			DIAMETER	
		3/8"-16	1/2"-13	5/8"-11	3/4"-10	7/8"-9	1"-8	1-1/8"-7	1-1/4"-7
*10	2"	1.39	2.17	2.75					
*11	3"	1.50	2.33	3.00	4.82	8.56			
*12	4"	1.68	2.51	3.22	5.35	9.36	9.42		
*13	5"	1.79	4.44	3.48	5.62	9.74	9.79		
*14	6"	1.90	2.85	3.71	5.83	10.11	10.17	26.71	
*15	7"	2.01	3.02	3.84	6.05	10.43	10.49	12.28	
*16	8"	2.25	3.18	4.09	6.21	10.65	10.70	11.35	
*17	9"		3.35	4.22	6.37	10.86	10.91	13.33	
*18	10"		3.52	4.46	6.53	11.07	11.13	14.37	
*19	12"		3.86	4.88	6.79	11.29	11.34	15.42	
*20	14"			5.30	7.65	11.50	11.56	16.42	
*21	16"			5.71	8.07	12.04	12.77	18.09	
*22	18"			6.58	19.26	12.47	13.89	19.76	

ZIP FORGED WEDGES



DROP FORGED
C-1020/C-1030 STEEL

A MACHINE SHOP NECESSITY

CAT. NO.	REF. NO.	LENGTH	WIDTH	THICK END	PRICE EACH
10403	3	3"	1"	1/4"	4.60
10405	5	5"	1"	1/2"	6.15
10406	6	6"	1-1/4"	1"	9.15


ZIP FORGED PLAIN CLAMP



C-1030 STEEL

CAT. NO.	LENGTH INCHES	WIDTH INCHES	THICKNESS INCHES	BOLT OR STUD SIZE	SLOT LENGTH INCHES	APPROX. WEIGHT LB.	PRICE EACH
73901	4	1-5/8	3/4	5/8	1-3/8	1.00	6.90
73902	6	1-3/4	7/8	5/8	2-1/16	1.75	11.30
73903	8	2-1/8	1-1/8	3/4	2-13/16	3.75	18.60
73904	10	2-1/2	1-3/8	7/8	3-11/16	7.00	34.50

ZIP FORGED "U" CLAMP



C-1030 STEEL

CAT. NO.	LENGTH INCHES	WIDTH INCHES	THICKNESS INCHES	BOLT OR STUD SIZE	SLOT LENGTH INCHES	APPROX. WEIGHT LB.	PRICE EACH
71920	4	1-3/4	3/4	5/8	3-1/2	1.0	6.90
71921	6	2	7/8	5/8	5-1/2	2.0	11.30
71922	8	2-3/8	1-1/8	3/4	7-3/8	4.0	18.60
71923	10	2-3/4	1-1/4	7/8	9	6.5	27.00
71924	12	3-1/4	1-3/8	1	11	9.0	38.50

ZIP FORGED GOOSE NECK CLAMP



C-1030 STEEL

CAT. NO.	LENGTH INCHES	WIDTH INCHES	THICKNESS INCHES	BOLT OR STUD SIZE	SLOT LENGTH INCHES	OFFSET INCHES	APPROX. WEIGHT LB.	PRICE EACH
72940	4	1-3/8	3/4	5/8	15/16	13/16	1.00	7.15
72941	6	1-3/4	7/8	5/8	1-11/16	15/16	2.00	11.95
72942	8	2-1/8	1-1/8	3/4	2-7/16	1-1/8	4.25	19.45

ZIP FORGED FINGER CLAMP



C-1030 STEEL

CAT. NO.	LENGTH INCHES	WIDTH INCHES	THICKNESS INCHES	BOLT OR STUD SIZE	SLOT LENGTH INCHES	APPROX. WEIGHT LB.	PRICE EACH
74930	4	1-3/8	3/4	5/8	1-3/8	.75	6.90
74931	6	1-3/4	7/8	5/8	1-15/16	1.50	11.30
74932	8	2-1/8	1-1/8	3/4	2-9/16	3.00	18.60

ZIP FORGED UNIVERSAL ADJUSTABLE STRAP CLAMPS



USE WITH
ZIP T-SLOT
BOLTS
C-1030 STEEL


CAT. NO.	LENGTH	WIDTH INCHES	ADJUSTMENT	MAX. "T" SLOT BOLT SIZE-INCHES	WEIGHT	PRICE EACH
75910	5-1/16	1-5/8	2-1/4	5/8	1.3	26.00
75911	8	2-1/8	4	3/4	3.1	43.45
75912	12	2-3/4	6-1/4	1	9.8	77.85

ZIP FORGED SHOULDER EYE BOLTS



C-1030 STEEL
TO BE USED ON
VERTICAL LIFTS.
ON ANGULAR LIFTS
USE WITH CAUTION.

CAT. NO.	THREAD UNC-2A	SHANK LENGTH	EYE I.D.	PRICE EACH
76105	3/8"-16	1.25	1.00	4.20
76110	1/2"-13	1.50	1.18	5.25
76115	5/8"-11	1.75	1.37	8.25
76120	3/4"-10	2.00	1.50	11.00



SCRAP PILE METHODS ARE
ELIMINATED WHEN SETTING
UP JOBS ON THE PLANER
ETC. QUALITY GREY IRON
CASTING.

ZIP FOUR-SIDED STEP BLOCKS


CAT. NO.	REF. NO.	NUMBER HEIGHTS	BASE	HEIGHT	PRICE EACH
‡ 10508	8	17	8"	8"	28.00

MACHINED BASE

‡ TO BE DISCONTINUED WHEN STOCK EXPIRES.

ZIP MACHINE TOOL ACCESSORIES

ZIP SERRATED STEP BLOCKS

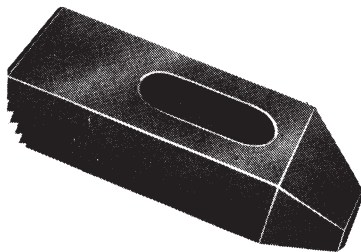


1 BLOCK = 2 PIECES

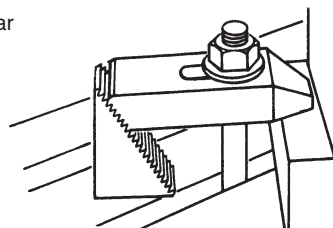
Steel
Black Finish
Adjustable in 1/8" Increments

REF. NO.	CAT. NO.	CAPACITY OF FULL BLOCK	HEIGHT OF 1/2 BLOCK	PRICE EACH
STANDARD BLOCKS 1" WIDE				
1-S	10701	3/4 to 1-1/2"	1-1/8"	6.95
2-S	10702	1-1/8 to 2-1/2"	1-3/4"	9.80
3-S	10703	2-1/2 to 6"	3-7/8"	24.25
HEAVY DUTY BLOCKS 1-1/2" WIDE				
4-S	10704	1-1/2 to 3-3/4"	2-3/8"	15.55
5-S	10705	2-1/2 to 6"	3-7/8"	31.50
6-S	10706	3-1/2 to 9"	5-1/2"	60.80
DOUBLE DUTY BLOCKS 2" WIDE				
7-S	10707	1-1/2 to 3-3/4"	2-3/8"	19.95
8-S	10708	2-1/2 to 6"	3-7/8"	40.55
9-S	10709	3-1/2 to 9"	5-1/2"	75.85

ZIP SERRATED STEP CLAMPS




Heat Treated Steel Bar
Black Oxide Finish




REF. NO.	CAT. NO.	BOLT SIZE	LENGTH	WIDTH	THICKNESS	PRICE EACH
25-S38	10801	3/8"	2-1/2"	1"	1/2"	13.75
40-S38	10802	3/8"	4"	1"	5/8"	18.65
60-S38	10803	3/8"	6"	1-1/8"	3/4"	23.90
25-S12	10804	1/2"	2-1/2"	1-1/8"	1/2"	15.15
40-S12	10805	1/2"	4"	1-1/4"	3/4"	21.20
60-S12	10806	1/2"	6"	1-1/4"	7/8"	26.90
25-S58	10807	5/8"	2-1/2"	1-1/4"	5/8"	19.50
40-S58	10808	5/8"	4"	1-1/2"	3/4"	27.30
60-S58	10809	5/8"	6"	1-1/2"	7/8"	32.40
40-S34	10810	3/4"	4"	1-1/2"	3/4"	30.30
60-S34	10811	3/4"	6"	1-1/2"	1"	40.55
80-S34	10812	3/4"	8"	1-3/4"	1-1/8"	51.05

Step clamp teeth match all sizes of step blocks.

ZIP PLAIN CLAMPS



Heat Treated Steel Bar
Black Oxide Finish



REF. NO.	CAT. NO.	BOLT SIZE	LENGTH	WIDTH	THICKNESS	PRICE EACH
25-P38	10901	3/8"	2-1/2"	1"	1/2"	12.95
40-P38	10902	3/8"	4"	1"	5/8"	17.80
60-P38	10903	3/8"	6"	1-1/8"	3/4"	22.25
25-P12	10904	1/2"	2-1/2"	1-1/8"	1/2"	14.60
40-P12	10905	1/2"	4"	1-1/4"	3/4"	20.30
60-P12	10906	1/2"	6"	1-1/4"	7/8"	25.70
25-P58	10907	5/8"	2-1/2"	1-1/4"	5/8"	18.25
40-P58	10908	5/8"	4"	1-1/2"	3/4"	22.35
60-P58	10909	5/8"	6"	1-1/2"	7/8"	29.00
40-P34	10910	3/4"	4"	1-1/2"	3/4"	23.60
60-P34	10911	3/4"	6"	1-1/2"	1"	34.40
80-P34	10912	3/4"	8"	1-3/4"	1-1/8"	46.00

GEORGE H. SELTZER & CO.

P.O. BOX 26 • 103-5 RIDLEY AVENUE • FOLSOM, PA 19033-0026

800-445-4101 • 610-532-2322 • FAX: 610-532-3024

Effective March 1, 2018

zip@zipbolts.com • www.zipbolts.com